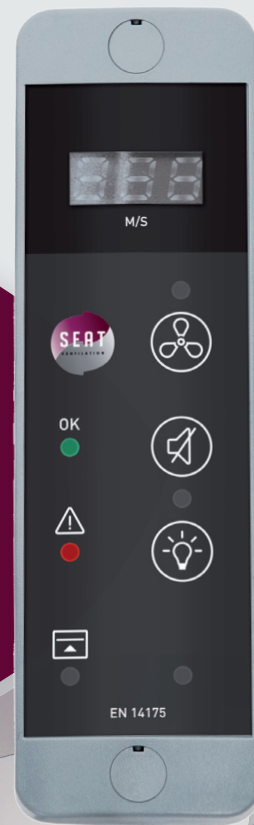




FUME HOOD AIR FLOW
CONTROLLER FOR CONSTANT
OR VARIABLE AIR FLOW



MAIN FEATURE:

Remote control
panel with small
dimensions
(4 cm X 13 cm)

- EN 14175 and RoHS fully compliant.
- Monitors and controls the fume hood frontal air speed.
- For type C: More than 60% energy conservation through automatic position regulation.
- Alerts the fume hood user if the air speed is too low or if the sash is raised above the safe working height.

FULLY COMPLIANT WITH ALL OPERATING LABORATORY FUME HOODS REQUIREMENTS
FROM DIFFERENT AREAS OF ACTIVITY



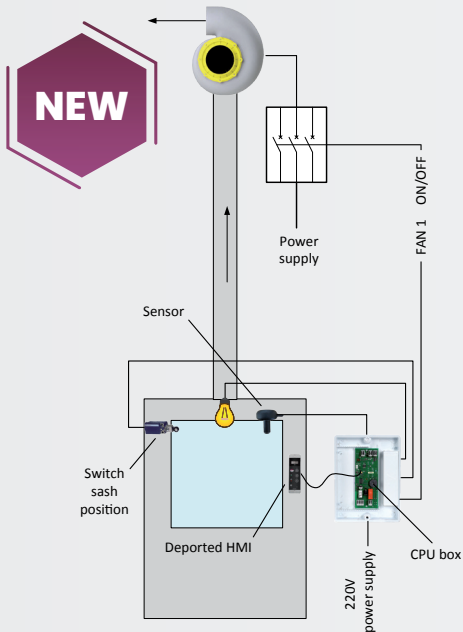
PHARMACEUTICAL AND CHEMICAL INDUSTRIES,
CHEMICAL LABORATORIES



RESEARCH CENTERS AND UNIVERSITIES

FULL PRODUCT RANGE AND OPERATING PRINCIPLE

Seat Ventilation offers you a full range of controllers, equipped with a visual and audible alarm that prevents any ventilation system failure while ensuring the highest level of safety for fume hood users.



AIR FLOW CONTROLLER TYPE A WITH REMOTE CONTROL PANEL

FEATURES:

- Alerts the fume hood user by audible and visual alarm if the air speed is too low or if the sash is raised above the safe working height.
- Sensor measurement precision.
- **Frontal air speed programmable to between 0.3 to 0.7m/s.**
- Relay for remote alarm and battery back up offered as options.
- Available in vertical and horizontal position with digital display.



OPERATING PRINCIPLE:

The EN 14175 standard specifies frontal air speeds in order to limit users to the exposure to hazardous or toxic fumes, vapors or dusts. Type A air flow controller monitors the fume hood frontal air speed.

SAFETY

ENERGY SAVINGS

Easy to use and install

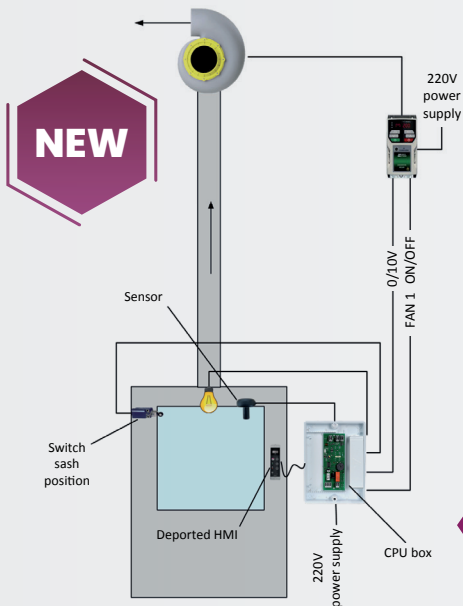
Made in France

EN 14175 standard fully compliant

Training and customer care

Maintenance not required

Remote control panel with small dimensions (4cmx13cm)



AIR FLOW CONTROLLER TYPE C WITH REMOTE CONTROL PANEL

FEATURES:

- Automatic PID control of the fume hood air speed.
- Energy savings above 60%.
- Easy to use: Low frontal air speeds ensure a reduced noise level.
- Available in vertical and horizontal position with digital display.
- Warns the fume hood user through an audible or visual alarm when the air speed is too low or if the sash is raised above the safe working height.



OPERATING PRINCIPLE FOR BOTH MODELS:

- 1/ Proportional model
Measures the frontal air speed through a sensor. The airflow is continuously and automatically adjusted as the sash is raised and lowered while also ensuring a minimum safety frontal air speed.
- 2/ Dual speed model
A switch in the intermediate position of the sash allows to switch between two values, low or high, of the air flow extraction. Based on air speed measured, the controller will send a 0-10V signal to a frequency inverter or a motorized damper. Extraction flow is stable: no oscillation.



Tel.: +33 (0)5 61 69 84 43 - Fax: +33 (0)5 61 67 86 03 - E-mail: info@seat-ventilation.com

www.seat-ventilation.com

70, impasse Jean Mermoz - Parc Technologique Delta Sud, 09340 Verniolle - France

Seat is AMCA and CETIAT member.